



AUDAXITY

DonorDrive Fundraising App

Mobile App for iOS & Android

App Overview Guide



Introduction

The DonorDrive Charity Fundraising app is a place where anyone can make an impact through fundraising.

The purpose of this guide is to show you, as a fundraiser, how to:

1. Fundraise for Audacity
2. Go through each tab the app offers, and what type functions those tabs include
3. View the settings for your fundraising profile and app
4. Contact Support for help



Downloading the DonorDrive Charity Fundraising App

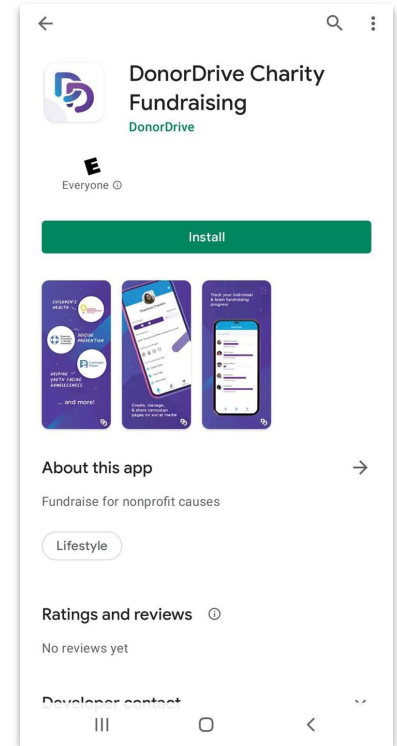
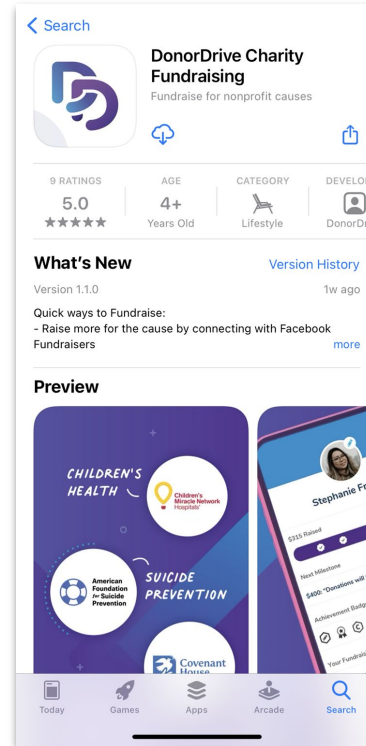
First, you'll want to download DonorDrive mobile app. This can be done from both the [Apple App Store](#) for Apple iOS users; and the [Google Play Store](#) for Android users.

Users can search for "*DonorDrive*" to find the **DonorDrive Charity Fundraising** app.



The app will only work on mobile devices that are using iOS version 14 or later and Android OS 4.4 or later.

Currently only users located in the United States and Canada are eligible to download and use the DonorDrive Charity Fundraising app.



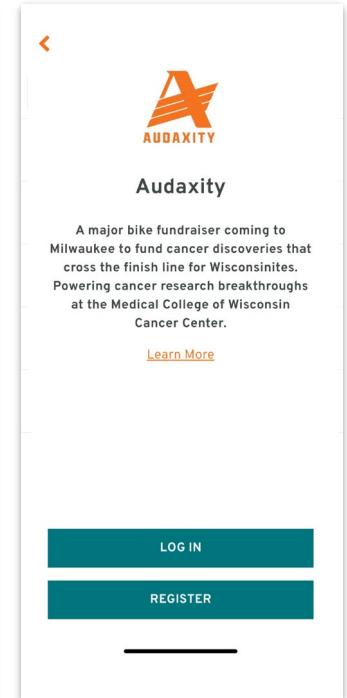

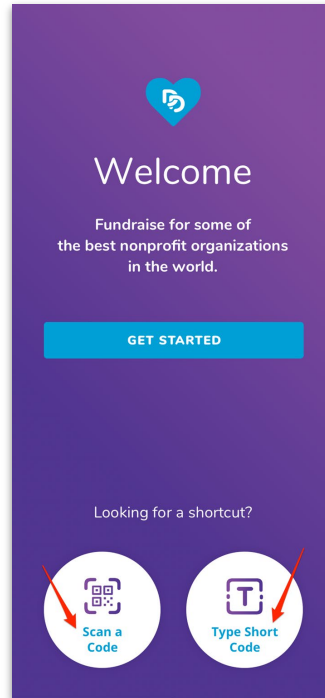
Logging In or Registering as a New User

Registering as a new user:

If you're new, tap **Get Started** to find an Audacity and register.

Logging in with an existing account:

If you're already registered, find Audacity and log in with your account information.

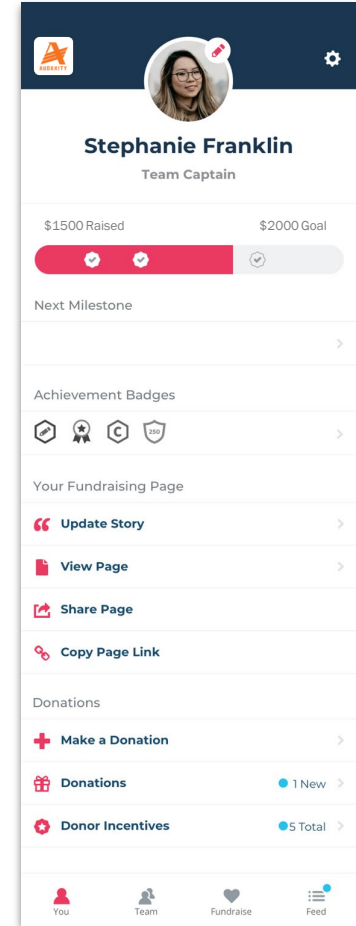


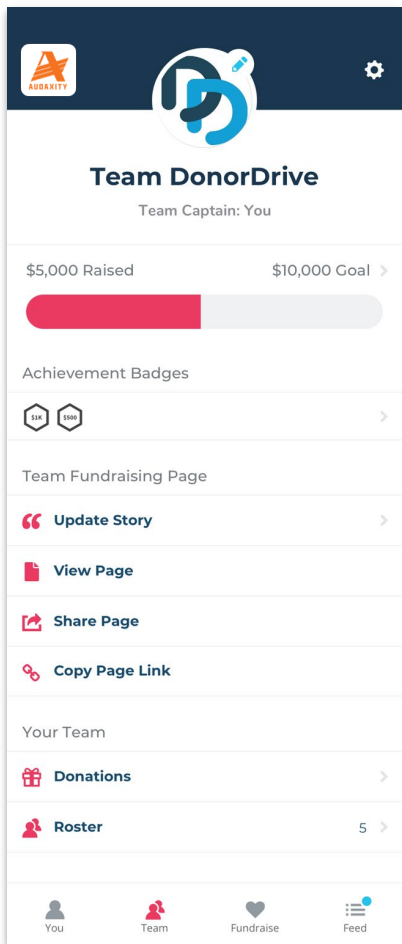
“You” Tab

Navigating to the **You** tab allows you to access and manage your personal fundraising information, such as:

- Changing your profile image & display name.
- Updating your fundraising goal.
- Set milestones leading up to your goal, if milestones are enabled by the nonprofit
- Updating your fundraising story for all to see.
- Share your Fundraising page on your phone.
- View donations you’ve received.
- And more!

You can also make donations directly toward your personal fundraising goal.





“Team” Tab

The **Team** tab allows you to access your team fundraising page if you are part of a team.

All Team Members will be able to use the **Team** tab to:

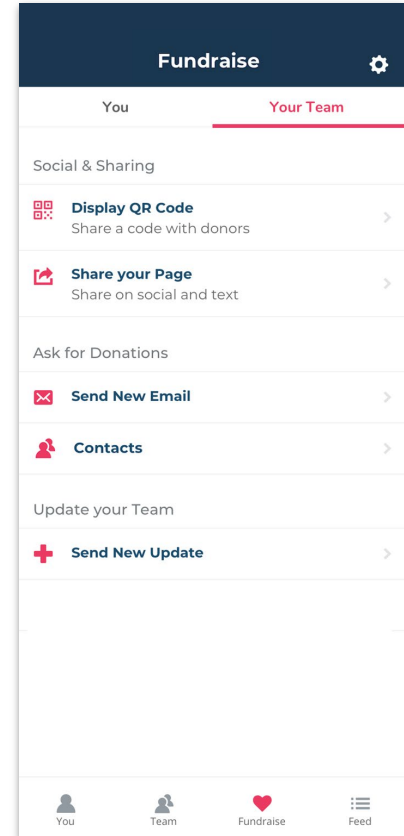
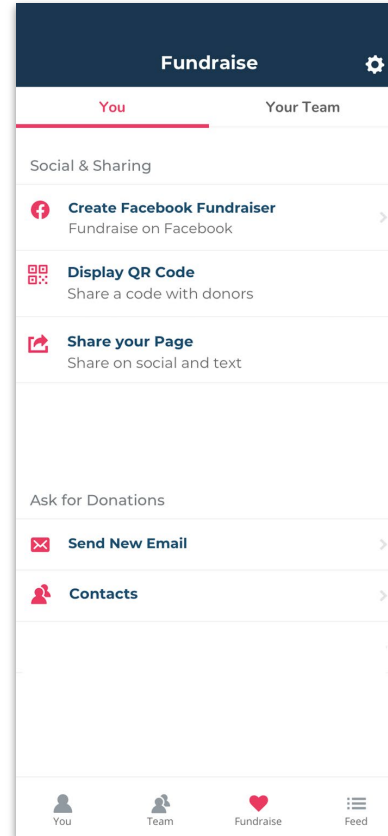
- View your team page.
- See your Team’s Fundraising Goal progress.
- Share the Team page on your phone.
- See your team roster, including your teammates' fundraising progress.

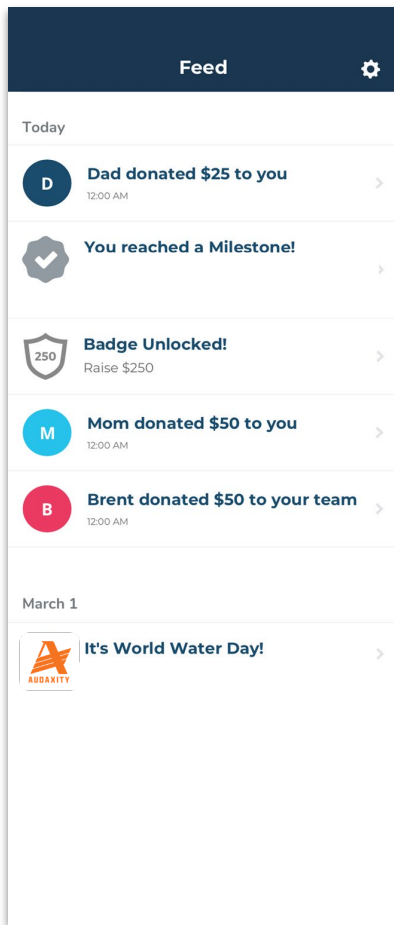
If you are a team captain, you can make updates to your team's fundraising page, such as updating the profile image, changing the fundraising story, and more.

“Fundraise” Tab

The **Fundraise** tab helps you complete key actions that can boost your personal and team fundraising. You can toggle between the "**You**" and "**Your Team**" tabs at the top of the screen to choose actions for your fundraising, such as:

- Create a Facebook Fundraiser (Coming soon!)
- Display your QR Code to allow others to directly access your fundraising pages.
- Share your page with friends and family for donations.
- And more!





“Feed” Tab

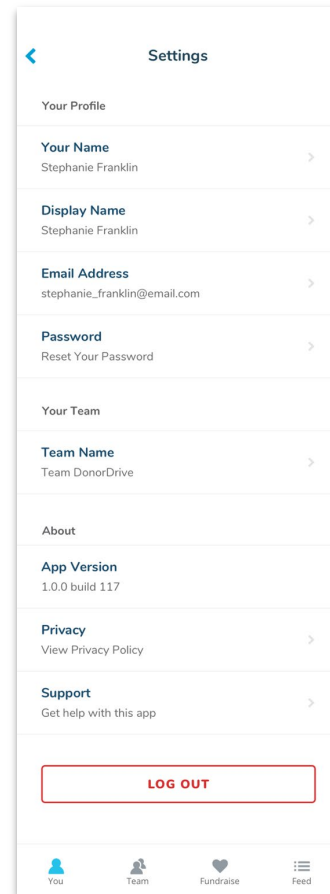
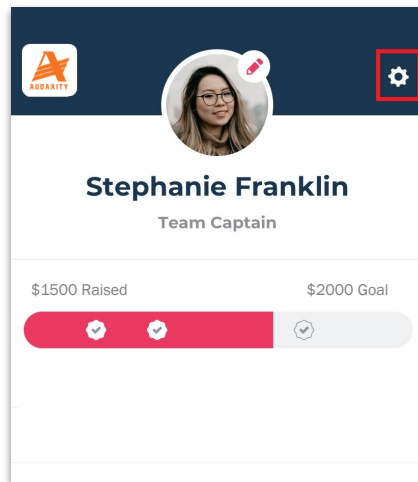
The **Feed** tab provides you with updates about your personal and team fundraising progress, as well as important messages from the organization you are supporting.

Showing the most recent updates at the top, the **Feed** displays recent donations you and your team have received, as well any achievement badges or milestones you've reached.

Settings

The **Settings** icon appears in the top right-hand corner of any tab you're viewing while logged into the mobile app and allows you to update your fundraising account information, such as:

- Your name
- Changing your Display name that shows on your Fundraising page or Campaign
- Email address
- Reset Your Password



Contact Support

Need help with the **DonorDrive Charity Fundraising app**? Don't worry, you can contact our Support Team for mobile app questions and issues.

1. Tap the **"You"** tab
2. Tap the **Settings** icon in the top right corner
3. Tap **Get Support**
4. Send an email explaining your issue further to our Support Team

You'll hear from our Support Team shortly!

If you have questions about the program you are fundraising for, money you've raised, donations you've made, or other questions related to fundraising, please contact Audaxity directly at info@audaxity.org.

